

# Logiciel ANSYS Fluent sous MacOS

Tutoriel d'installation - ANSYS Student  
(DMFAE - S. AUBERT - 20/09/20)

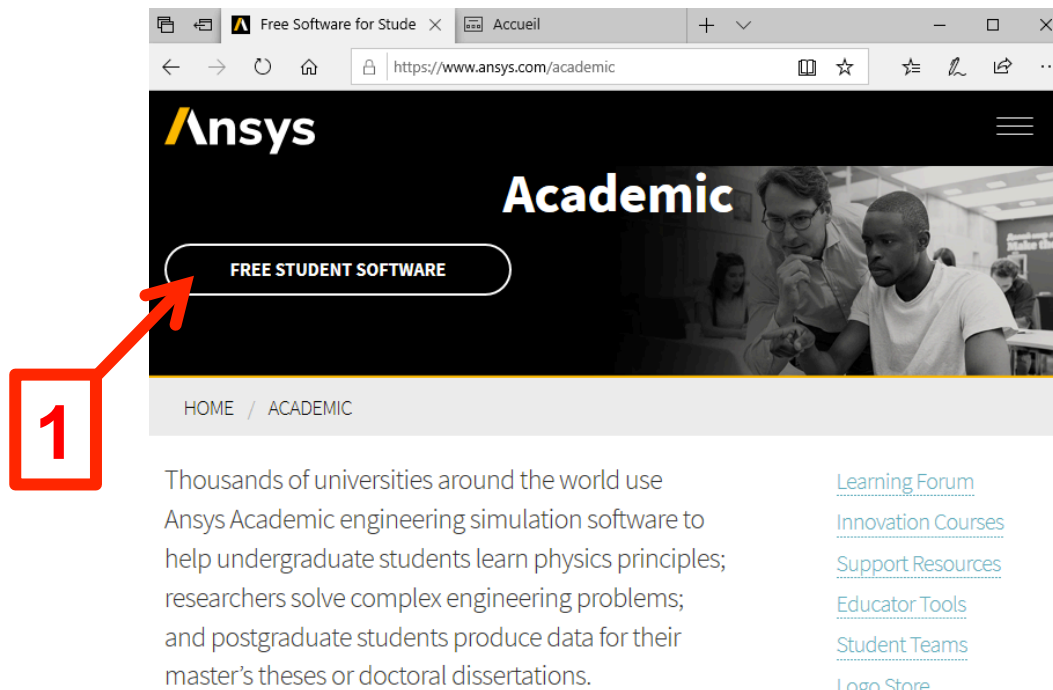


# Installation de ANSYS Student

(temps estimé : 1h)

# Téléchargement de ANSYS Student

Site de téléchargement :  
[www.ansys.com/academic](https://www.ansys.com/academic)



# Choix de la version à télécharger :

Free Student Software | x Accueil

https://www.ansys.com/academic/free-student-products

## Ansys

# Ansys Free Student Software Downloads

HOME / ACADEMIC / ANSYS FREE STUDENT SOFTWARE

Ansys provides free student software products that can be used outside the classroom, such as homework projects, student competitions and more. Our products can be downloaded by students at any university. Ansys Student products can be installed on a Windows 64-bit machine. Learn more about Ansys Student, Ansys AIM Student and Ansys SCADE Student.

- [Logo Store](#)
- [EMasters Degree](#)
- [Terms & Conditions](#)

### Discovery Live Student

>> CLICK HERE

### Discovery AIM Student

>> CLICK HERE

### Ansys Student

>> CLICK HERE

### Ansys SCADE Student

>> CLICK HERE

Ansys THE ART OF

UNIVERSITÉ DE LYON

ÉCOLE CENTRALE LYON

# Choix de la version à télécharger (suite) :

Free Student Software | Accueil  
https://www.ansys.com/academic/free-student-products

## Download Ansys Student 2020 R2

Ansys Student is our Ansys Workbench-based bundle of Ansys Mechanical, Ansys CFD, Ansys Autodyn, Ansys SpaceClaim and Ansys DesignXplorer. Ansys Student is used by hundreds of thousands of students globally. It is a great choice if your professor is already using it for your course or if you are already familiar with the Ansys Workbench platform.

**DOWNLOAD ANSYS STUDENT 2020 R2**

For the **free online simulation course from Cornell University**, Ansys Student 2019 R3 is recommended.

- Installation Steps
- System and Browser Requirements
- Problem Size Limits

**A lire**

## Agree & Download

I agree that: (1) The software license and will be used solely by analysis work performed with the program(s) may not be used for any commercial activity, include any Technical self-guided support material provided on the Support Resources webpage; (5) U.S. export laws apply to this software and you are responsible for complying with those laws; (6) The Click Wrap Software License Agreement that will appear during installation of the software will govern this and any subsequent licenses downloaded through this student web page.

Select "Agree & Download" to continue:

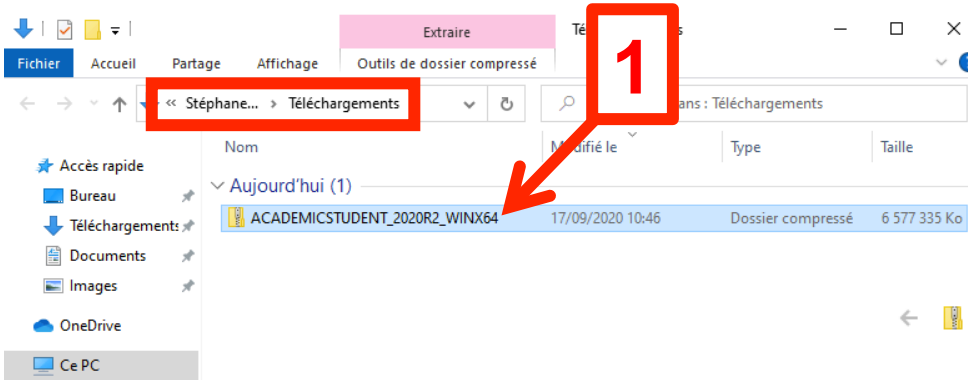
Ansys Student 2020 R2 download for Windows x64 (6.3 GByte)  
(Built-in license valid until 7/31/21)

**AGREE & DOWNLOAD**

# Téléchargement :

The image shows a browser window displaying the 'Ansys Student Software Download' page. The page content includes the title, a 'Terms of Use' section, and a 'Select "Agree & Download" to continue:' prompt. Two red boxes with numbers '1' and '2' are overlaid on the page. Box '1' highlights the 'Enregistrer' button in a file dialog box that appears over the page. Box '2' highlights the 'Ouvrir le dossier' button in a second file dialog box that appears below the first one. The browser address bar shows the URL 'https://www.ansys.com/academic/free-student-products'.

# Décompression de l'installeur :



Extraites les dossiers compressés

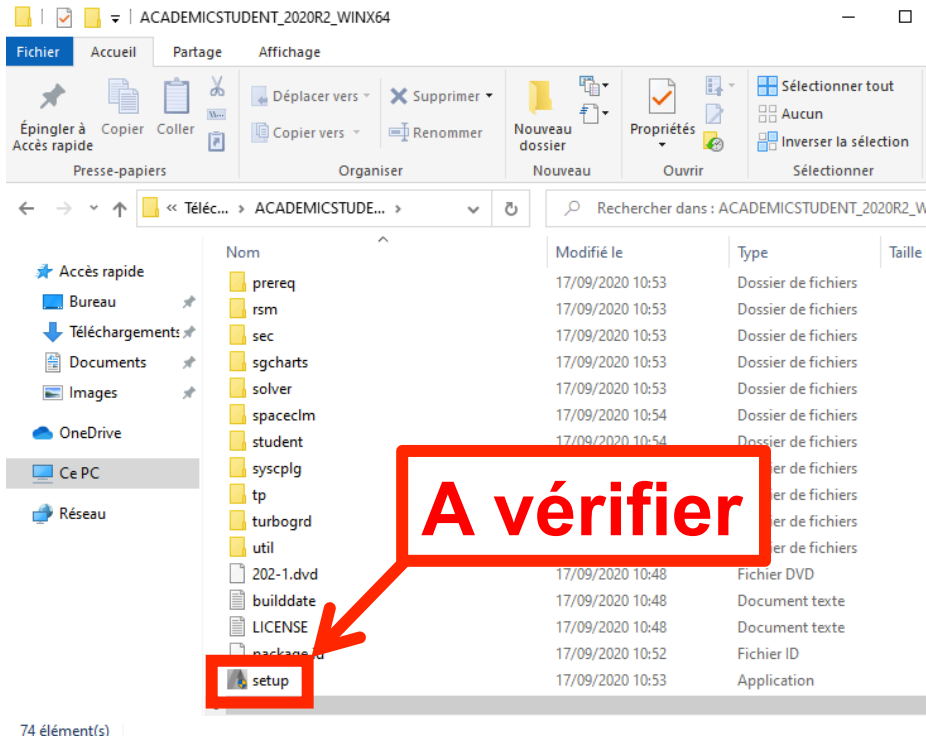
Sélectionner une destination et extraire les fichiers

Les fichiers seront extraits dans ce dossier :

C:\Users\StéphaneAUBERT\Downloads\ACADEMICSTUDENT\_2020R2\_WINX64

Parcourir...

Afficher les dossiers extraits une fois l'opération terminée

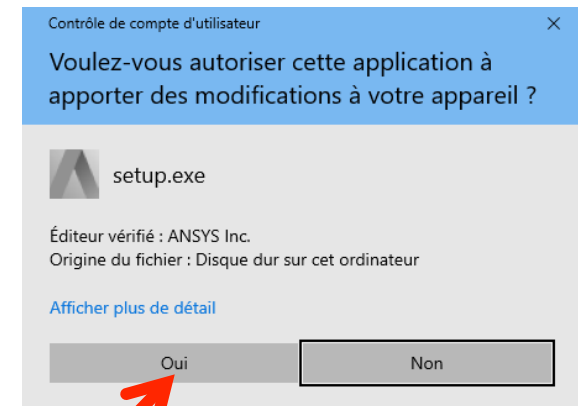
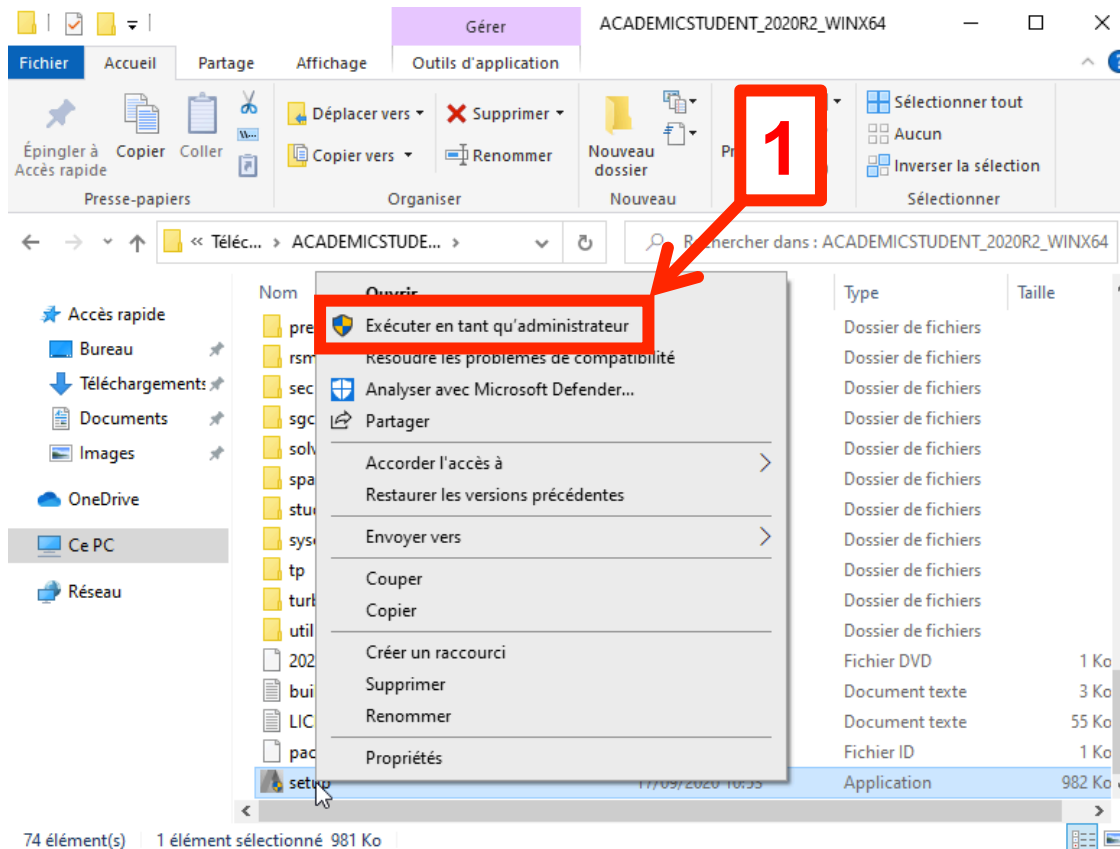


Extraire

Annuler

# Installation de ANSYS Student

Lancement de l'installation :





# Installation :

Installation du produit 2020 R2 - "Windows x64"

**2020 R2**

ANSYS

Veuillez lire attentivement le contrat de licence suivant :

CLICKWRAP SOFTWARE LICENSE AGREEMENT  
Version September 5, 2019

\*\*\*\*IF LICENSEE HAS PREVIOUSLY AGREED IN WRITING TO A SOFTWARE LICENSE AGREEMENT WITH LICENSOR THAT SPECIFICALLY GOVERNS USE OF THE PROGRAM(S), SUCH SOFTWARE LICENSE AGREEMENT SUPERSEDES AND REPLACES THIS CLICKWRAP SOFTWARE LICENSE AGREEMENT, AND THIS CLICKWRAP SOFTWARE LICENSE AGREEMENT IS VOID.\*\*\*\*

If you have a previous written software license agreement as described in the preceding paragraph, you may proceed with installation by clicking the "I AGREE" button (or the button below otherwise indicating your agreement to the terms).

NOTWITHSTANDING THE FOREGOING OR ANY TERM OF A WRITTEN SOFTWARE LICENSE AGREEMENT, OTHER THAN A NEW TECHNOLOGY EXPLORATION LICENSE AND NONDISCLOSURE AGREEMENT ("WRITTEN BETA AGREEMENT"), LICENSEE IS NOT ENTITLED TO USE BETA VERSIONS OF THE PROGRAM(S) UNDER THE TERMS OF A WRITTEN SOFTWARE LICENSE AGREEMENT. THIS CLICKWRAP SOFTWARE LICENSE AGREEMENT SOLELY GOVERNS USE OF BETA VERSIONS OF THE PROGRAM(S) EXCEPT IF YOU HAVE A WRITTEN BETA AGREEMENT. IF YOU HAVE A WRITTEN BETA AGREEMENT, THE TERMS OF THE WRITTEN BETA AGREEMENT WILL SUPPLEMENT AND REPLACE THIS CLICKWRAP SOFTWARE LICENSE AGREEMENT.

If you require a printed copy of the Clickwrap Software License Agreement prior to accepting these terms and conditions, please print this Clickwrap Software License Agreement. If you do not agree to the terms and conditions, please click the "I DO NOT AGREE" button (or the button below otherwise indicating that you do not accept the terms) and go to LICENSE.TXT in the installation to retrieve the Clickwrap Software License Agreement.

READ THIS CLICKWRAP SOFTWARE LICENSE AGREEMENT ("AGREEMENT") CAREFULLY BEFORE PROCEEDING. THIS IS A LEGALLY BINDING CONTRACT BETWEEN LICENSEE AND LICENSOR. BY CLICKING THE "I AGREE" BUTTON LICENSEE'S AUTHORIZED REPRESENTATIVE LEGALLY BINDS LICENSEE TO THE TERMS AND CONDITIONS CONTAINED IN THIS AGREEMENT.

IF LICENSEE DOES NOT AGREE WITH THESE TERMS AND CONDITIONS, CLICK THE "I DO NOT AGREE" BUTTON INDICATING NON-ACCEPTANCE, PROMPTLY RETURNING THE PROGRAM(S) FROM LICENSEE'S COMPUTER(S) AND RETURN THE SOFTWARE AND ALL RELATED DISKS AND DOCUMENTATION WITHIN THE TIME FRAME SPECIFIED IN THE LICENSE AGREEMENT.

I AGREE (J'ACCEPTÉ)

I DO NOT AGREE (JE N'ACCEPTÉ PAS)

< Retour Suivant > Quitter

ANSYS

Entrez le répertoire d'installation :

Répertoire d'installation : C:\Program Files\ANSYS Inc\ANSYS Student

Associer les extensions de fichiers aux produits ANSYS - Sélectionner cette fonctionnalité vous permet d'ouvrir les fichiers avec le logiciel approprié en double-cliquant dessus dans l'explorateur Windows.

Espace disque nécessaire : 28,1 Go  
Espace disque disponible : 40,5 Go

< Retour Suivant > Quitter

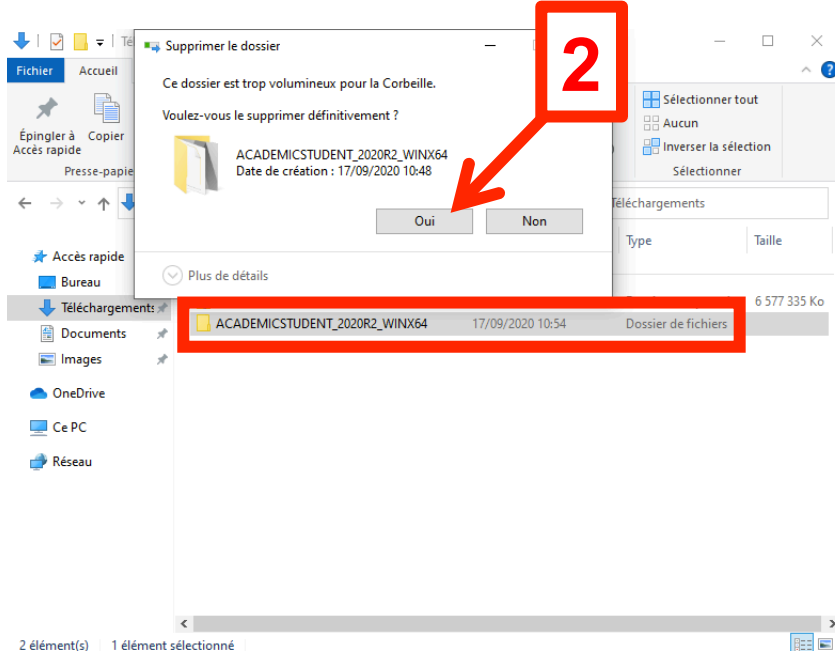
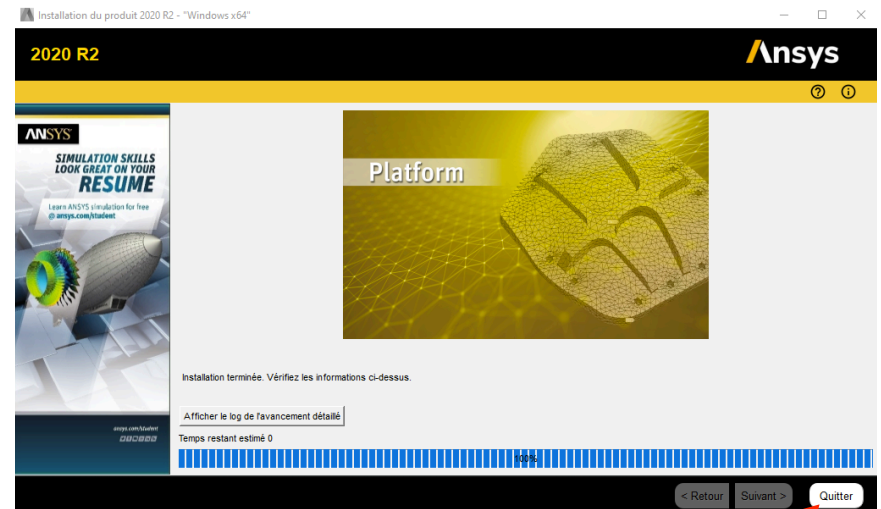

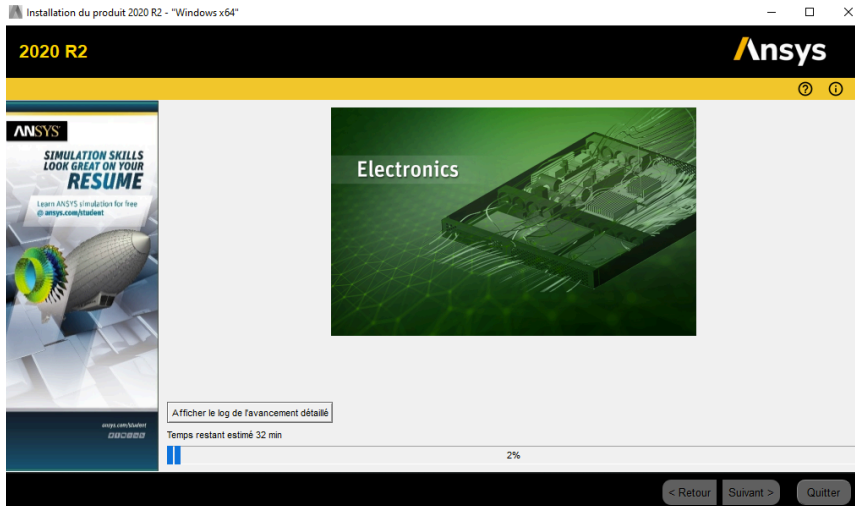
**A vérifier**

**1**

**2**

**3**

# Installation (suite) :



# Vérification post-installation :

The image shows a Windows Start menu on the left and a File Explorer window on the right. The Start menu lists various software applications, with 'Fluent 2020 R2' highlighted by a red box. A red arrow points from a box containing the number '1' to the Start menu icon. Another red arrow points from a box containing the text 'A vérifier' to the 'Fluent 2020 R2' entry. The File Explorer window shows the 'Ce PC' view with a red box around the 'Périphériques et lecteurs (2)' section, which includes 'Disque local (C:)' and 'Lecteur de CD (D:)'. A red arrow points from a box containing the text 'A vérifier' to the 'Disque local (C:)' entry.

**1**

**A vérifier**

**A vérifier**



ÉCOLE  
**CENTRALE** LYON

36, avenue Guy de Collongue 69130 Écully - France  
+33 (0)4 72 18 60 00

[www.ec-lyon.fr](http://www.ec-lyon.fr)